



Planck®
technologies

WECON

Empresas de alta tecnología en productos y
soluciones de automatización Interfaz
Hombre-Máquina (HMI), Controlador Lógico
Programable (PLC)

PLC's Catálogo



El PLC Wecon-Planck tiene las características de alta precisión, alta velocidad, gran estabilidad, etc. Además de sus propias interfaces periféricas, también puede conectarse a varios tipos de módulos de expansión y ampliar las placas BD para satisfacer las diferentes aplicaciones industriales.

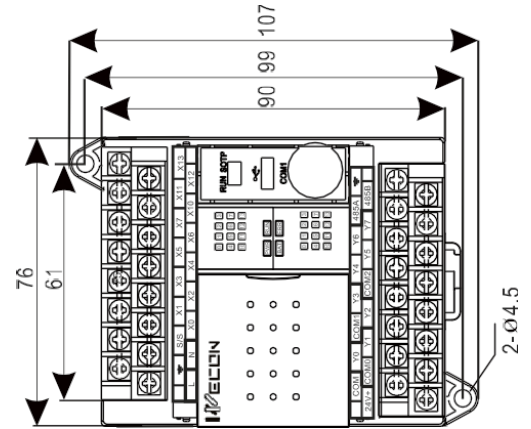


Model	I/O	Output Type	Pulse Output	RS485	BD Board	Module
LX3V-0806MR A2	8 / 6	R	0	1	1	X
LX3V-1208MR A2	12 / 8	R	0	1	1	X
LX3V-1208MT D2	12 / 8	T	2	1	1	X



GENERAL

Item	LX3V Series
Running Mode	Round Scan/ Interrupt
Programming	Instruction List/ Ladder
Total Instructions	Basic Instructions: 27 / Applied Instruction: 138
Execute time	Basic Instructions: 0.06us / Applied Instruction: 1~10us
System Storage	16K
Download/ Monitoring	Serial Programming Cable / Mini USB
High Speed Pulse Output	Transistor: 2 channels (4 channel optional) / Relay N/A (2 channel optional)
External Interrupt	6 Channels
Timer Interrupt	3 Channels
Holding Addresses	Adjustable
Storage	FLASH
Filter	For all X input terminals
Serial Port	COM1: RS422 or RS485 COM2: RS485
Temperature	Working Temperature: 0 ~ 55°C / Storage Temperature: -20 ~ 70°C
Humidity	5~ 85%RH (Without condensation)
Shock Resistance	JIS C 0040 Standard
Influence Immunity	Meet the IEC61000-4-4 and GB/T 17626.4 standard: Noise voltage amplitude 1KVP-P, pulse width 10us, period 0.3 s, edge time 5ns, duration 1min.

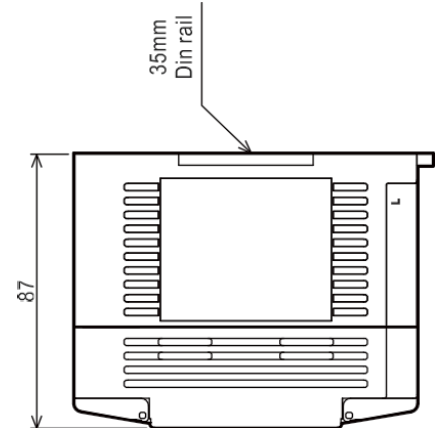


POWER SUPPLY

Item	AC	DC
Power Supply	AC 85~265V 50 ~ 60Hz	DC 24V±10%
Power Outage Time	10ms	10ms
Power Fuse	250V 3.15A	250V 3.15A
Rush Current	<15A 5ms / AC 100V; <30A 5ms / AC 200V	<15A 1ms / DC 24V
Power Consumption	<35W	<30W
Power Output	DC 24V 850mA	No

OUTPUT

Item	Relay	Transistor
Output Mode	--	NPN
Input Power Supply	DC 24V	DC 24V
Output Circuit	<AC 250V or < DC 30	DC 5~30V
COM Port Current	--	<0.1mA (DC 30V)
Insulation	Mechanistic	Optical Coupling
Leak current	--	0.1mA / DC 30V
Min. Load	--	DC5V 2mA
Max. Load	Resistive: 2A point 8A COM port Inductive: 80VA General: 100W	0.5A point 0.8A COM port 0.3A HSPO point 12W/DC24V 7.2W HSPO point 0.9W/DC 24V
Response Time	<10ms	<0.2ms (Pulse output terminal: <5us)

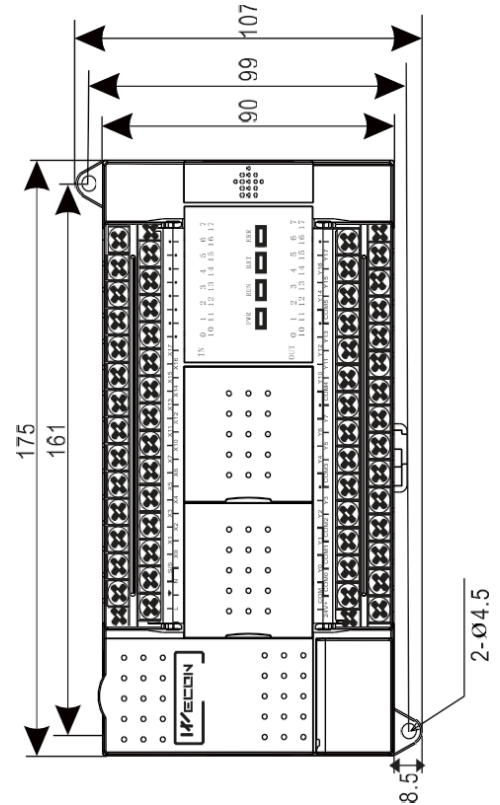


Model	I/O	Output Type	Pulse Output	RS485	BD Board	Module
LX3VP-1412MR-A	14 12	R	0	2	1	N
LX3VP-1412MT-D	14 12	T	2	2	1	N



GENERAL

Item	LX3VP Series
Running Mode	Round Scan/ Interrupt
Programming	Instruction List/ Ladder
Total Instructions	Basic Instructions: 27 / Applied Instruction: 138
Execute time	Basic Instructions: 0.06us / Applied Instruction: 1~10us
System Storage	64K
Download/ Monitoring	Serial Programming Cable / Mini USB
High Speed Pulse Output	Transistor: 2 channels (4 channel optional) / Relay N/A (2 channel optional)
External Interrupt	6 Channels
Timer Interrupt	3 Channels
Holding Addresses	Adjustable
Storage	FLASH
Filter	For all X input terminals
Serial Port	COM1: RS422 or RS485 COM2: RS485
Temperature	Working Temperature: 0 ~ 55°C / Storage Temperature: -20 ~ 70°C
Humidity	5~ 85%RH (Without condensation)
Shock Resistance	JIS C 0040 Standard
Influence Immunity	Meet the IEC61000-4-4 and GB/T 17626.4 standard: Noise voltage amplitude 1KVP-P, pulse width 10us, period 0.3 s, edge time 5ns, duration 1min.

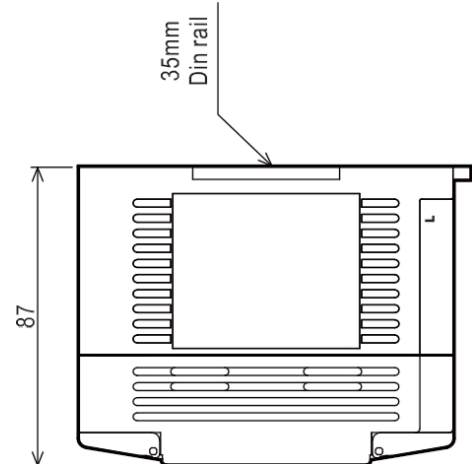


POWER SUPPLY

Item	AC	DC
Power Supply	AC 85~265V 50 ~ 60Hz	DC 24V±10%
Power Outage Time	10ms	10ms
Power Fuse	250V 3.15A	250V 3.15A
Rush Current	<15A 5ms / AC 100V; <30A 5ms / AC 200V	<15A 1ms / DC 24V
Power Consumption	<35W	<30W
Power Output	DC 24V 850mA	No

OUTPUT

Item	Relay	Transistor
Output Mode	--	NPN
Input Power Supply	DC 24V	DC 24V
Output Circuit	<AC 250V or < DC 30	DC 5~30V
COM Port Current	--	<0.1mA (DC 30V)
Insulation	Mechanistic	Optical Coupling
Leak current	--	0.1mA / DC 30V
Min. Load	--	DC5V 2mA
Max. Load	Resistive 2A point 8A COM port	0.5A point 0.8A COM port 0.3A HSPO point

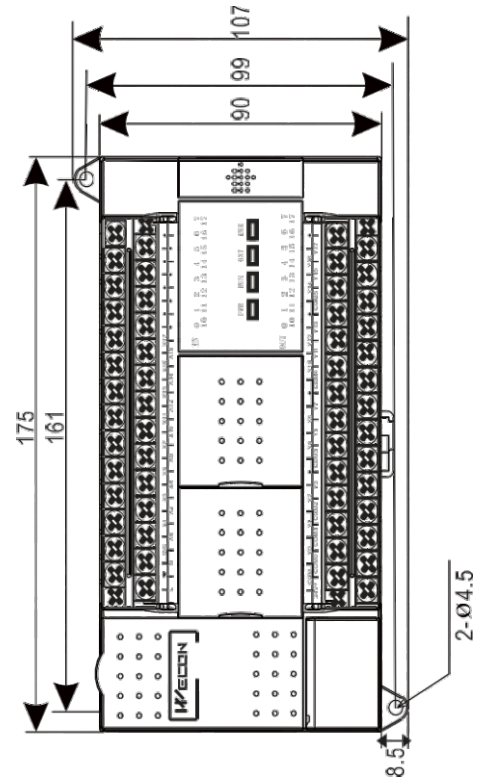




Model	I/O	Output Type	Pulse Output	RS485	BD Board	Module
LX3VP-2416MR-A	24 16	R	0	2	2	N
LX3VP-2416MT-D	24 16	T	2	2	2	N

GENERAL

Item	LX3VP Series
Running Mode	Round Scan/ Interrupt
Programming	Instruction List/ Ladder
Total Instructions	Basic Instructions: 27 / Applied Instruction: 138
Execute time	Basic Instructions: 0.06us / Applied Instruction: 1~10us
System Storage	64K
Download/ Monitoring	Serial Programming Cable / Mini USB
High Speed Pulse Output	Transistor: 2 channels (4 channel optional) / Relay N/A (2 channel optional)
External Interrupt	6 Channels
Timer Interrupt	3 Channels
Holding Addresses	Adjustable
Storage	FLASH
Filter	For all X input terminals
Serial Port	COM1: RS422 or RS485 COM2: RS485
Temperature	Working Temperature: 0 ~ 55°C / Storage Temperature: -20 ~ 70°C
Humidity	5~ 85%RH (Without condensation)
Shock Resistance	JIS C 0040 Standard
Influence Immunity	Meet the IEC61000-4-4 and GB/T 17626.4 standard: Noise voltage amplitude 1KVP-P, pulse width 10us, period 0.3 s, edge time 5ns, duration 1min.

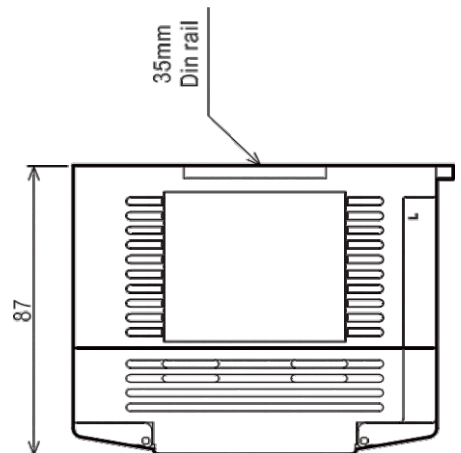


POWER SUPPLY

Item	AC	DC
Power Supply	AC 85~265V 50 ~ 60Hz	DC 24V±10%
Power Outage Time	10ms	10ms
Power Fuse	250V 3.15A	250V 3.15A
Rush Current	<15A 5ms / AC 100V; <30A 5ms / AC 200V	<15A 1ms / DC 24V
Power Consumption	<60W	<30W
Power Output	DC 24V 700mA	No

OUTPUT

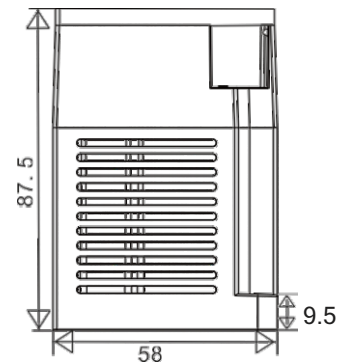
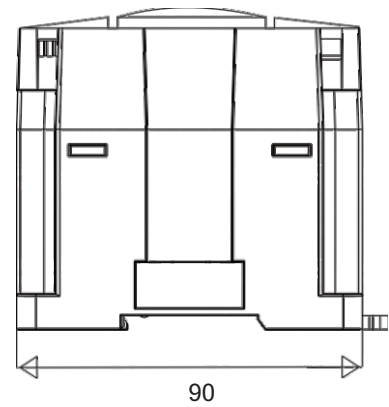
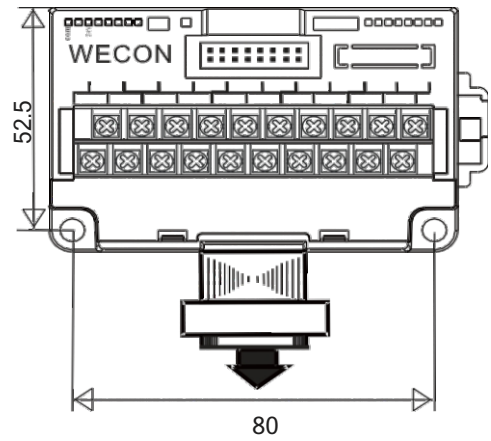
Item	Relay	Transistor
Output Mode	--	NPN
Input Power Supply	DC 24V	DC 24V
Output Circuit	<AC 250V or <DC 30	DC 5~30V
COM Port Current	--	<0.1mA (DC 30V)
Insulation	Mechanistic	Optical Coupling
Leak current	--	0.1mA / DC 30V
Min. Load	--	DC5V 2mA
Max. Load	Resistive: 2A point 8A COM port Inductive: 80VA General: 100W	0.5A point 0.8A COM port 0.3A HSPO point 12W/DC24V 7.2W HSPO point 0.9W/DC 24V
Response Time	<10ms	<0.2ms (Pulse output terminal: <5us)



Model	Channels	Resolution	Functionality
LX3V-1WT V2	1	24 bits	weighing module

Specification

Item	LX3V-1WT	LX3V-1WT-L	LX3V-2WT	LX3V-2WT-L	LCM-2WT
Channel	Signal channel		Double channels		
Speed	7.5/10/25/50/60/150/300Hz available				
Polarity	Unipolar and bipolar				
Non-linearity	≤0.01% full scale(25°C)				
Zero drift	≤0.2μV/ °C				
Gain drift	≤10ppm/ °C				
Excitation Voltage/ load	5V, load impedance≥200Ω				
Sensor sensitivity	1mV/V-15mV/V				
Isolation	Transformer (power supply) and the optical coupler (signal)				
Lamp	Power supply lamp, communication lamp				
Power supply	24V±20% 2VA				
Operating temperature	0~60 °C				
Storage temperature	-20~80 °C				
Dimension	90(L)x58(W)x80(H) mm				
CE Certification	CE marked				



Model	Channels	Resolution	Functionality
LX3V-4AD	4	12 bits	Analog signal input

Specification

Item	LX3V-4AD
Dielectric withstand voltage	500VAC, 1min (between all terminals and ground)

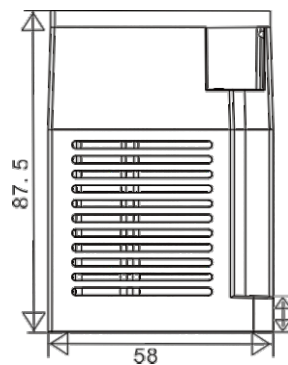
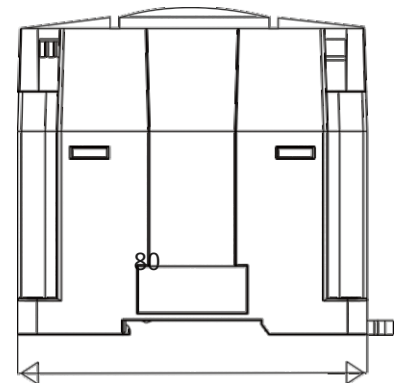
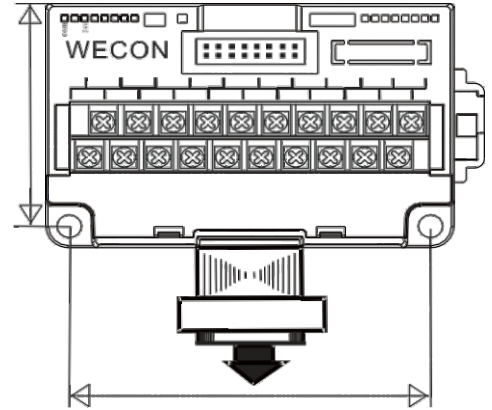
Power supply

Item	LX3V-4AD
Analog circuits	24V DC±10%, 55mA (external power supply from main unit)
Digital circuits	5V DC, 90mA (internal power supply from main unit)

Inputs

Items	Voltage Input	Current input
	Either voltage or current input can be selected with your choice of input terminal. Up to four input points can be used at one time.	
Analog input range	DC -10V to +10V (input resistance: 200kΩ). Warning: this unit may be damaged by input voltage in excess of ±15V	DC -20mA to +20mA (input resistance: 250Ω). Warning: this unit may be damaged by input currents in excess of ±32mA.
Digital output	12-bit conversion stored in 16-bit 2's complement form Maximum value: +2047 Minimum value: -2048	
Resolution	5mV (10V default range 1/2000)	20µA (20mA default range 1/1000)
Over all accuracy	±1% (for the range of -10V to +10V)	±1% (for the range of -20mA to +20mA)
Conversion speed	15ms/channel (Normal speed), 6ms/channel (High speed)	
CE Certification	CE marked	

52.5

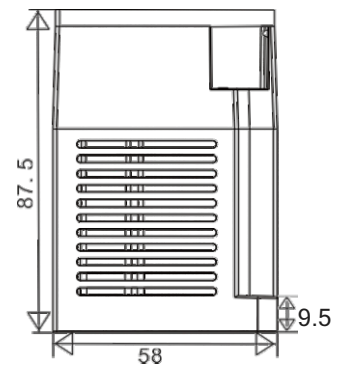
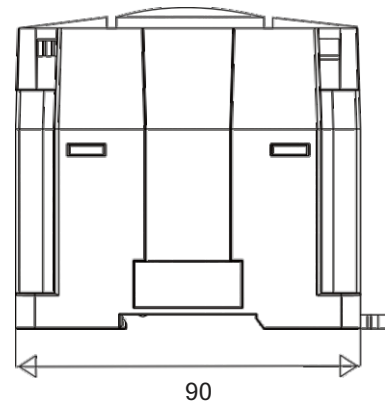
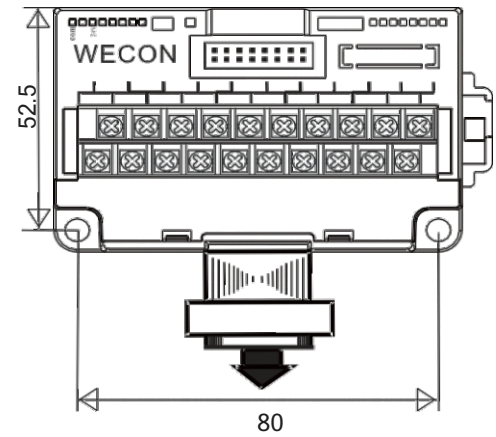


90

Model	Channels	Resolution	Functionality
LX3V-4DA	4	12 bits	Analog signal output

Specification

Items	LX3V-4DA
Dielectric withstand voltage	500VAC, 1min (between all terminals and ground)
Analog circuits	24V DC \pm 10%, 55mA (external power supply from main unit)
Digital circuits	5V DC, 30mA (internal power supply from main unit)
Voltage/Current Input	Either voltage or current input can be selected with your choice of input terminal. Up to four input points can be used at one time.
Analog output range	DC -10V to +10V (input resistance: 200k Ω). Warning: this unit may be damaged by input voltage in excess of \pm 15V DC - 20mA to +20mA (input resistance:250 Ω). Warning: this unit may be damaged by input currents in excess of \pm 32mA.
Digital input	12-bit conversion stored in 16-bit 2's complement form Maximum value: +2047 Minimum value: -2048
Resolution	5mV (10V default range 1/2000)/20 μ A (20mA default range 1/1000)
Over all accuracy	\pm 1% (for the range of -10V to +10V) \pm 1% (for the range of -20mA to +20mA)
Conversion speed	15ms/channel (Normal speed), 6ms/channel (High speed)
CE Certification	CE marked

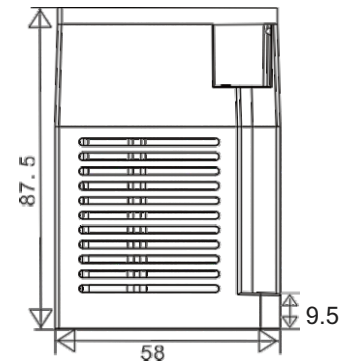
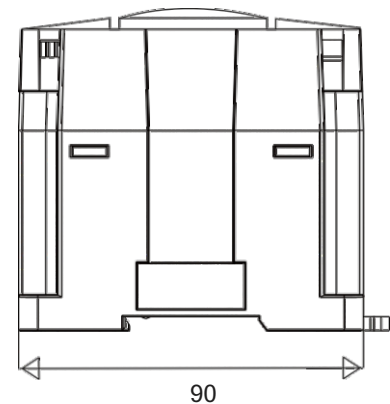
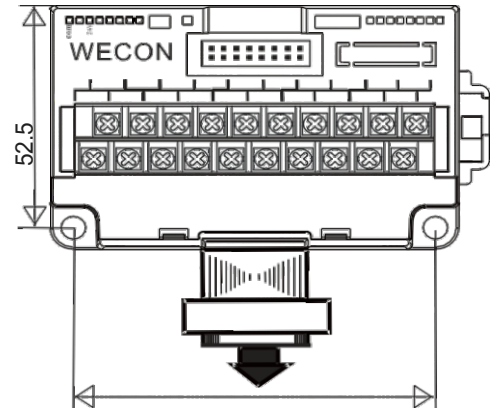


Model

Model	Channels	Resolution	Functionality
LX3V-8iTC	8	14 bits	Analog thermocouple inputs

Specification

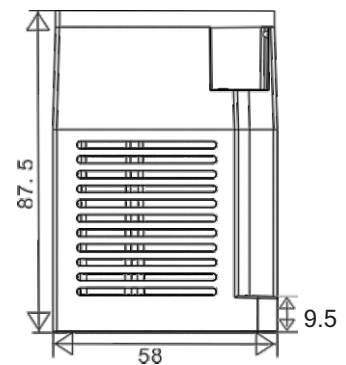
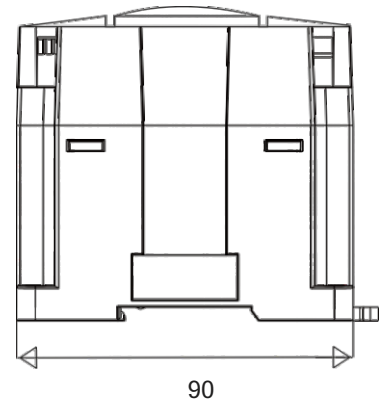
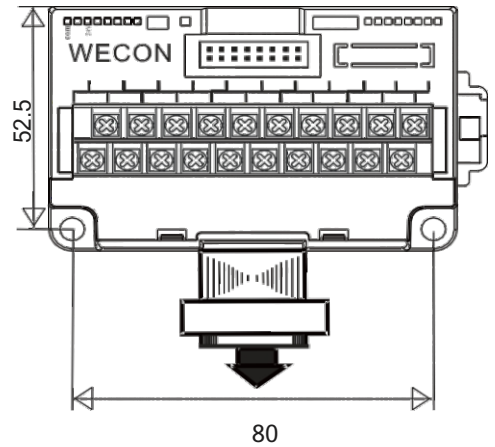
Item	LX3V-4TC	LCM-4TC	LX3V-4LTC	LX3V-8iTC
Dielectric withstand voltage	500V AC, 1min (between all terminals and ground)			
Analog circuits	24V DC \pm 10%, 70mA		24V DC \pm 10%, 50A	
Digital circuits	24V DC, 35mA (internal power supply from the main unit)			
Centigrade (°C)/Fahrenheit (°F)	Both °C and °F are available by reading the appropriate buffer memory (BFM).			
Input signal	Thermocouple: Type K or J (either can be used for each channel), 4 channels		Thermocouple: Type K, J, T, E, N, B, R, S (either can be used for each channel), 8 channels	
Rated temperature range(°C)	Type K: -100°C to +1200°C		Type J: -100°C to +600°C	
Rated temperature range(°F)	Type K: -148°F to +2192°F		Type J: -148°F to +1112°F	
Digital output(°C)	Type K: -1000 to 12000		Type J: -1000 to 6000	
Digital output(°F)	Type K: -1480 to 21920		Type J: -1480 to 11120	
Digital output	12-bit conversion, save as complement of 2 in 16 bits			
Overall accuracy	\pm (0.5% full scale +1°C) Freezing point of pure water 0°C / 32°F			
Conversion speed	(240ms \pm 2%) \times 4 channels (unused channels are not converted)			
CE Certification	CE marked			



Model	Channels	Resolution	Functionality
LX3V-4PT V2	4	14 bits	Pt100 input

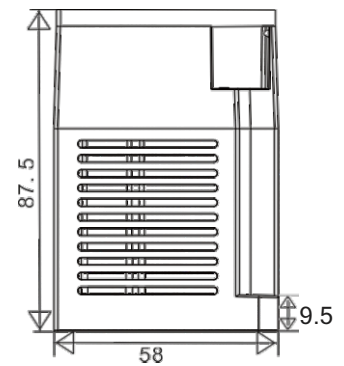
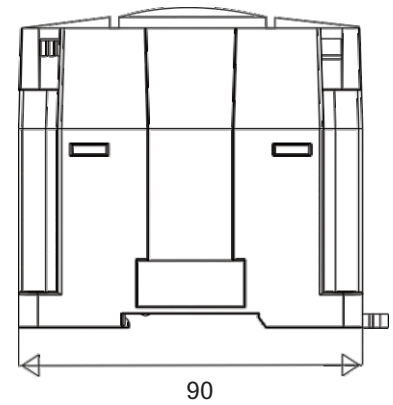
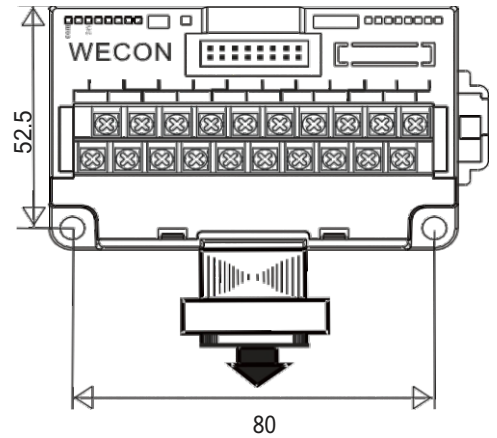
Specification

Item	LX3V-4PT	
Dielectric withstand voltage	500VAC, 1min (between all terminals and ground)	
Analog circuits	24V DC \pm 10%, 55mA	
Digital circuits	5V DC, 30mA (internal power supply from main unit)	
Centigrade ($^{\circ}$ C)/Fahrenheit ($^{\circ}$ F)	Both $^{\circ}$ C and $^{\circ}$ F are available by reading the appropriate buffer memory (BFM).	
Analog input signal	Platinum temperature PT 100 sensors (100 Ω), 3-wire, 4-channel (CH1, CH2, CH3, CH4), 3850 PPM/ $^{\circ}$ C	
Current to sensor	1 mA, sensor: 100 Ω PT 100	
Compensated range	-100 $^{\circ}$ C to 600 $^{\circ}$ C	-148 to +1112
Digital output	-1000 to 6000	-1480 to 11120
Minimum resolvable temp.	0.2 $^{\circ}$ C to 0.3 $^{\circ}$ C	0.36 $^{\circ}$ F to 0.54 $^{\circ}$ F
Overall accuracy	\pm 1% full scale (compensated range) -see section 7.0 for special EMC considerations	
Conversion speed	4 Channels 15ms	
CE Certification	CE marked	



Model	Channels	Resolution	Functionality
LX3V-16EYR	16	--	16 outputs, relay type
LX3V-16EYT	16	--	16 outputs, transistor type

Specification



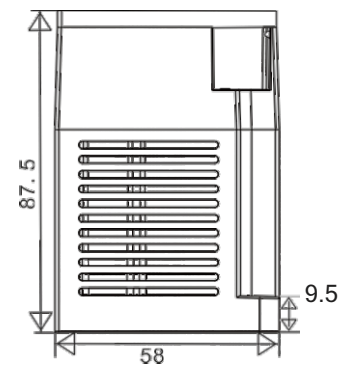
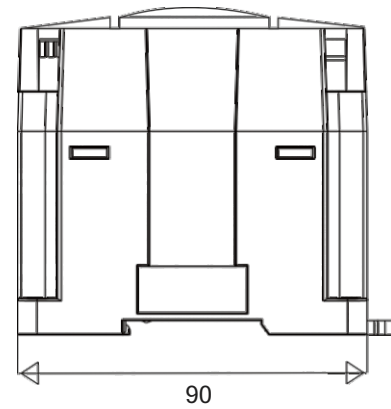
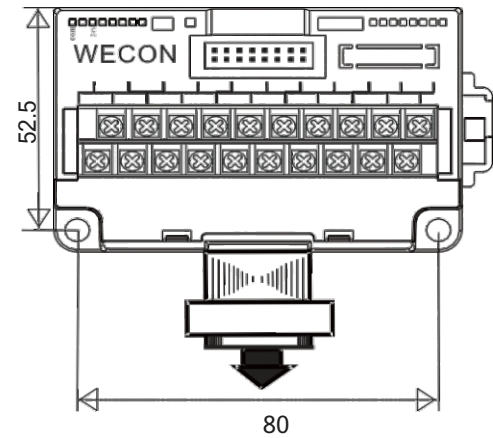
Item	LX3V-8EYR	LX3V-8EYT
Output circuit		
Power supply	Less than AC25V or DC30V	DC5V ~ 30V
Circuit insulation	Mechanical	Photo-coupling
LED	LED ON when relay is energized	LED on when Photo-coupling is driven
Load		
Inductance	8A/ two-point COM	0.8A/ two point
Leakage current	----	0.1mA/DC30V
Minimum load	DC5V 2mA reference value	----
OFF->ON	About 10ms	Less than 0.2ms
ON->OFF		
CE Certification	CE marked	CE marked

Item	LX3V-16EYR	LCM-16EYR	LX3V-16EYT	LCM-16EYT
Output circuit				
Power supply	Less than AC250V or DC 30V		DC 5V ~ 30V	
Circuit insulation	Mechanical		Photo-coupling	
LED	Light when relay is energized		Light when photo-coupling is energized	
Load				
Resistance	2A/ point 8A/ four points 8A/ eight points		0.5A/ point 0.8A/ four points 1.6A/ eight points	
Inductance	80VA		12W/DC24V	
Lamp	100W		1.5W/DC24V	
Leakage current	--		0.1mA/ DC 30V	
Minimum load	--		DC 5V 2mA	
OFF->ON	About 10ms		Less than 0.2ms	
ON-> OFF	About 10ms		Less than 0.2ms	

Model	Channels	Resolution	Functionality
LX3V-16EX	16	-	16 inputs

Specification

Item	LX3V-8EX	LX3V-16EX	LCM-16EX
Output circuit			
Input voltage	DC $\pm 24V \pm 10\%$ *1		
Input current	5mA/ DC24V		
Input ON current	Less than 3.5mA		
Input OFF current	Less than 1.5mA		
Input response time	About 10ms		
Input signal	X0~X7 built-in digital filter, setting time 0 ~ 60ms Contactor NPN or PNP		
Circuit insulation	Photo coupling		
LED	LED ON when input is ON		
CE Certification	CE marked		



Model	Channels	Resolution	Functionality
LX3V-2ADI-BD	2	12	2*Analog Current Input (4-20mA)
LX3V-2ADV-BD	2	12	2*Analog Voltage Input (-10v-10v)
LX3V-2DAI-BD	2	12	2*Analog Current Output (4-20mA)
LX3V-2DAV-BD	2	12	2*Analog Voltage Output (-10v-10v)

Specification

Item	LX3V-2ADI-BD Current input	LX3V-2ADV-BD Voltage input
Input range	DC 4-20mA (Input resistance:250Ω)	DC -10 ~ 10V (Input resistance:150KΩ)
Digital output	12 bits binary	
Resolution	8uA (4mA-20mA/2000)	5mV (10 : 1/2000)
Precision	±1% (4-20mA: ± 0.16mA)	±1%
AD conversion time	One PLC scanning cycle	
Characteristic		
Insulation	No insulation in each PLC channel	
Occupied points	None	



item	LX3V-2DAI-BD Current output	LX3V-2DAV-BD Voltage output
Output range	DC4~20mA (Load resistance should be less than 500Ω)	DC-10V~10V (the external load resistance is no less than 2KΩ)
Digital output	12 bits binary	
Resolution	8uA[4mA-20mA/2000]	5mV[10V default scope 1/2000]
Precision	±1%	Full scale ±1%
AD conversion time	One PLC scanning cycle	1 scan time < The analog digital conversion is completed by the END order >
Characteristic		
Insulation	No insulation in each PLC channel	
Occupied points	Zero point	

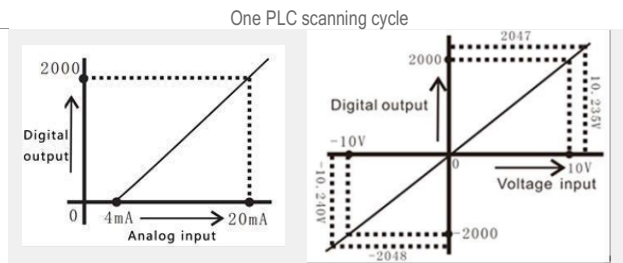


Model	Channels	Resolution	Functionality
LX3V-2ADI2DAI-BD	4	12 bits	2 * Analog Input/ Analog Output (4~20mA)
LX3V-2ADV2DAV-BD	4	12 bits	2 * Analog Input/ Output (-10V~10V)

Specification

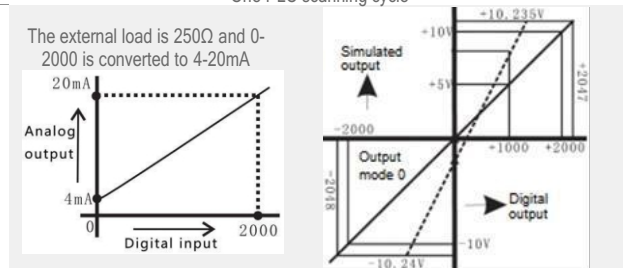
Item	LX3V-2ADI2DAI-BD	LX3V-2ADV2DAV-BD
Power supply	24VDC±10%, 50mA; 5VDC±10%, 70mA (Powered by PLC host)	
Analog input range	DC 4~20mA (input resistance 250KΩ). Absolute maximum input: -2mA, +30mA	DC -10V~10V (input resistance 160KΩ). Note: If the input voltage exceeds ±15V, the unit will be damaged.
Rated range	4~20mA: 0~2000	-10V~10V: -2000~2000
The maximum display range	-500~2048	-2048~2048
Resolution	8uA[4mA ~20mA / 2000]	5mV[10V default scope 1/2000]
Precision	±0.5% of full scale (4~20mA:±0.08mA)	±0.5% of full scale

AD conversion time
Input characteristics



Insulation	No insulation in each PLC channel	
Occupied points	None	
Rated range	Analog output (DAI) 4~20mA: 0~2000	Analog output (DAV) -10V~10V: -2000~2000
Analog output	DC 4~20mA (the external load resistance is no less than 500Ω)	DC -10V~10V (the external load resistance is no less than 2KΩ)

Digital output	12 bit binary	
Resolution	8uA[4~20mA / 2000]	5mV[10V default scope 1/2000]
Precision	±0.5% of full scale	
AD conversion time	One PLC scanning cycle	
Input characteristics	The external load is 250Ω and 0-2000 is converted to 4-20mA	



Insulation	No insulation in each PLC channel	
Occupied points	None	

Channels Resolution Functionality

Model	Channels	Resolution	Functionality
LX3VP-ETH-BD	1	--	1 * Ethernet Communication

Features

1) It could use LX3V-ETH-BD to add Ethernet communication ports.

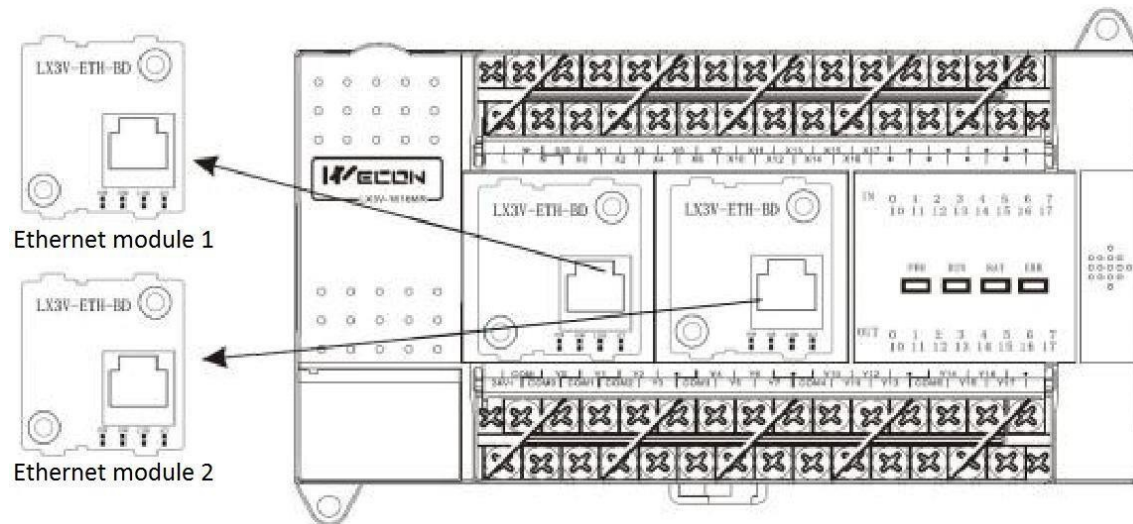
It is internally installed in the top of PLC, thus it is not necessary to change the PLC's installation area;

2) Maximum number of connections 8, regardless of master and slave;

3) The current protocol only supports: MODBUS-TCP.



The case of two BD board



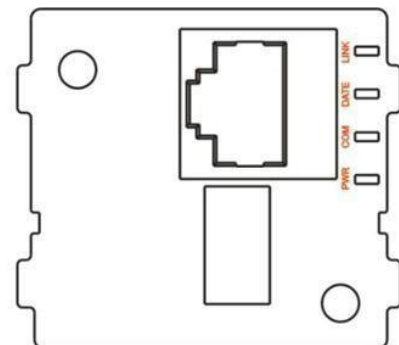
Light

POW: power light, normal state is always bright when connected

COM: the flicker frequency corresponds to communication with plc

DATA: data light blinks if the communication with network is normal

LINK: when connect to the network then the light is lit, if the connect is abnormal, there will be exterminated or chaotic situation



PLC's



Empresas de alta tecnología en productos y soluciones de automatización Interfaz Hombre-Máquina (HMI), Controlador Lógico Programable (PLC)

Planck Technologies S.A de C.V.
Niños Heroes #3 San Jose Mpio. Zumpango
Edo. de Mex.

www.planck-technologies.com
www.plancktechnologies.mx

Tel: 5526012906, 5916116005 Ext. 601, 602,
603, 605 y 606.

